

A Supplement for use with  
**STAR TREK**™  
THE ROLE PLAYING GAME

  
fasa  
2302

SHIP RECOGNITION MANUAL:

# THE FEDERATION





Written by David F. Tepool, Fantasimulations Associates

Ships designed and Illustrated by Mitch O'Connell

Product Concept: Jordan Weisman

Graphic Design: Dana Knutson

Copyright © 1966, 1983 Paramount Pictures Corporation

All Rights Reserved

Printed in the United States of America

STAR TREK is a trademark of Paramount Pictures Corporation

No part of this book or the contents of this supplement may be reproduced in any form, or by any means without permission in writing from the publisher.

STAR TREK™: The Role-Playing Game is manufactured by FASA Corporation under exclusive license from Paramount Pictures Corporation, the trademark owner.

Published by FASA Corporation

P.O. Box 6930

Chicago IL 60680



# DAMAGE CHARTS A (ENGINE FORWARD)

DIE ROLL	FORWARD	DIE ROLL	STARBOARD-FORWARD	DIE ROLL	PORT-FORWARD
1	Sensors out 1-2 turns	1	Sensors out 1-2 turns	1	Sensors out 1-2 turns
2	Forward shield gen damaged (.05)	2	Starboard two shield damaged	2	Port two shield gen damaged
3	One forward weapon damaged	3	Starboard warp engine	3	Port warp engine
4	Superstructure (1)	4	Starboard warp engine	4	Port warp engine
5	Superstructure (2)	5	Starboard warp engine (2)	5	Port warp engine (2)
6	One forward weapon damaged	6	Starboard warp engine	6	Port warp engine
7	Port warp engines	7	Superstructure (1)	7	Superstructure (1)
8	Starboard warp engine	8	Superstructure (2)	8	Superstructure (2)
9	Bridge personnel out	9	One stbd-fwd weapon damaged (.05)	9	One port-fwd weapons damaged (.05)
10	Bridge personnel out	10	Bridge personnel out	10	Bridge personnel out

DIE ROLL	AFT	DIE ROLL	STARBOARD-AFT	DIE ROLL	PORT-AFT
1	Tractor beam damaged	1	Starboard warp engine	1	Port warp engine
2	One aft weapon damaged (.05)	2	One stbd-aft weapon damaged	2	One port aft weapon damaged
3	Superstructure (1)	3	Impulse engine (.02)	3	Impulse engine (.02)
4	Superstructure (2)	4	Superstructure (.02)	4	Superstructure (.02)
5	Superstructure (3)	5	Superstructure (1)	5	Superstructure (1)
6	Impulse engine	6	Superstructure (1)	6	Superstructure (1)
7	Impulse engine	7	Superstructure (2)	7	Superstructure (2)
8	Starboard warp engine	8	Superstructure (5)	8	Superstructure (5)
9	Port warp engine	9	Superstructure (5)	9	Superstructure (5)
10	Aft shield generator damaged	10	Stbd-Aft shield gen damaged	10	Port aft shield gen damaged

# DAMAGE CHARTS B (ENGINE CENTRAL)

DIE ROLL	FORWARD	DIE ROLL	STARBOARD-FORWARD	DIE ROLL	PORT-FORWARD
1	Sensors out 1-2 turns	1	Sensors out 1-2 turns	1	Sensors out 1-2 turns
2	Forward shield generator damaged	2	Stbd forward shield gen damaged	2	Port fwd shield gen damaged
3	One forward weapon damaged	3	Starboard warp engine	3	Port warp engine
4	Superstructure (1)	4	Starboard warp engine	4	Port warp engine
5	Superstructure (5)	5	Starboard warp engine	5	Port warp engine
6	One forward weapon damaged	6	Superstructure (.02)	6	Superstructure (.02)
7	Superstructure (5)	7	Superstructure (1)	7	Superstructure (1)
8	Superstructure (1)	8	Superstructure (2)	8	Superstructure (2)
9	Bridge personnel out	9	One stbd-fwd weapon damaged (.05)	9	One stbd fwd weapon damaged (.05)
10	Bridge personnel out	10	Bridge personnel out	10	Bridge personnel out

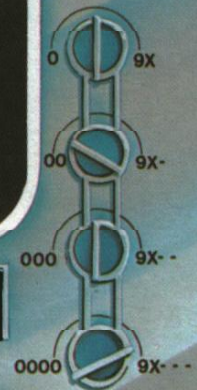

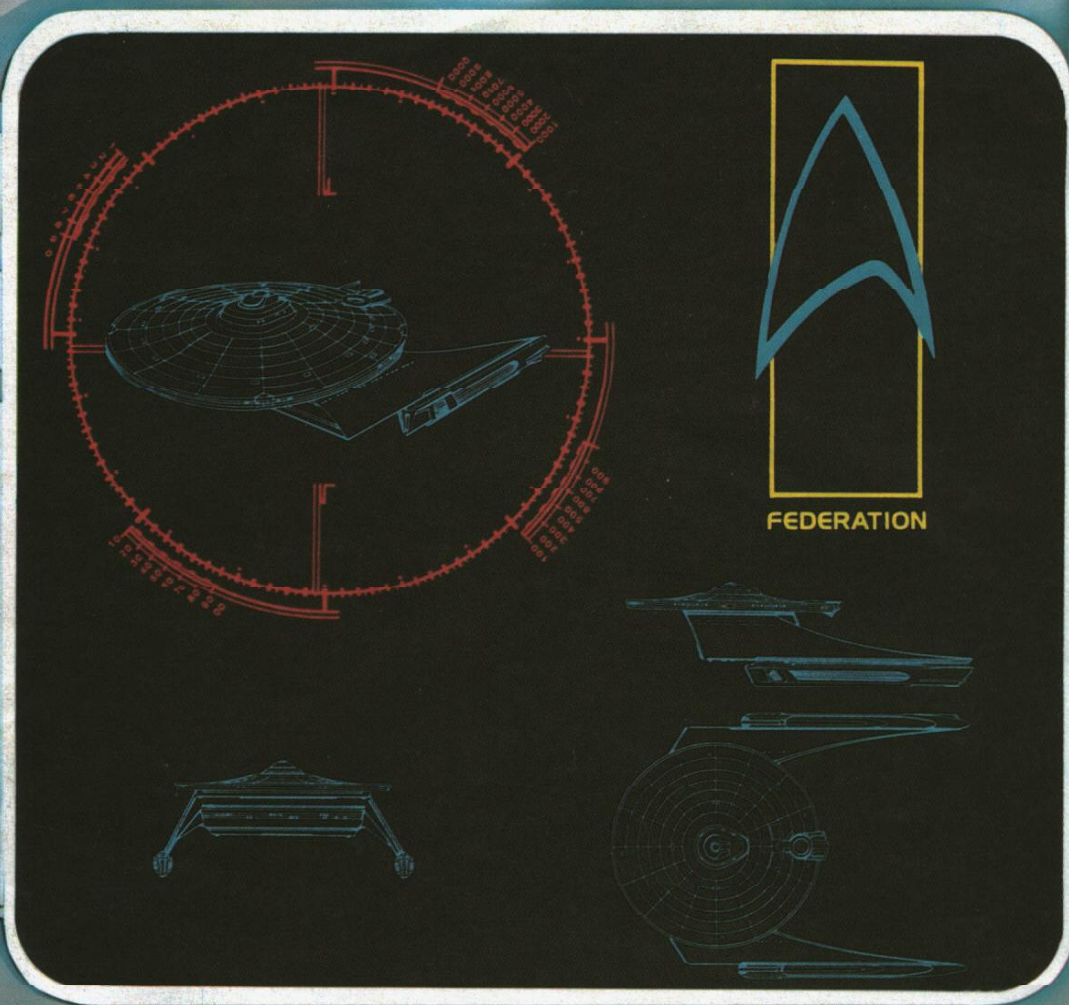
DIE ROLL	AFT	DIE ROLL	STARBOARD-AFT	DIE ROLL	PORT-AFT
1	Tractor beam damaged	1	Superstructure (2)	1	Superstructure (2)
2	One aft weapon damaged	2	One stbd-aft weapon damaged (.05)	2	One port aft weapon damaged
3	Superstructure (1)	3	Impulse engine (.02)	3	Impulse engine (.02)
4	Superstructure (1)	4	Starboard warp engine	4	Port warp engine
5	Superstructure (3)	5	Starboard warp engine	5	Port warp engine
6	Impulse engine	6	Starboard warp engine	6	Port warp engine
7	Impulse engine	7	Superstructure (1)	7	Superstructure (1)
8	Starboard warp engine (2)	8	Superstructure (2)	8	Superstructure (2)
9	Port warp engine (2)	9	Superstructure (5)	9	Superstructure (5)
10	Aft shield generator damaged	10	Stbd-Aft shield gen damaged	10	Port aft shield gen damaged

# DAMAGE CHARTS C (ENGINES TO REAR)

DIE ROLL	FORWARD	DIE ROLL	STARBOARD-FORWARD	DIE ROLL	PORT-FORWARD
1	Sensors out 1-2 turns	1	Sensors out 1-2 turns	1	Sensors out 1-2 turns
2	Fwd shield gen damaged (.05)	2	Stbd-fwd shield gen damaged	2	Port fwd shield gen damaged
3	One fwd weapon damaged (.05)	3	Starboard warp engine	3	Port warp engine
4	Superstructure hit (1)	4	Superstructure (.02)	4	Superstructure (.02)
5	Superstructure hit (2)	5	Superstructure (1)	5	Superstructure (1)
6	One forward weapon damaged	6	Superstructure (2)	6	Superstructure (2)
7	Superstructure hit (2)	7	Superstructure (2)	7	Superstructure (2)
8	Superstructure hit (3)	8	Superstructure (5)	8	Superstructure (5)
9	Bridge personnel out	9	One starboard weapon damaged	9	One port weapon damaged
10	Bridge personnel out	10	Bridge personnel out	10	Bridge personnel out

DIE ROLL	AFT	DIE ROLL	STARBOARD-AFT	DIE ROLL	PORT-AFT
1	Tractor beam damaged	1	Starboard warp engine	1	Port warp engine
2	One aft weapon damaged (.05)	2	Starboard warp engine	2	Port warp engine
3	Superstructure (1)	3	Starboard warp engine	3	Port warp engine
4	Starboard warp engine	4	Impulse engine (.02)	4	Impulse engine (.02)
5	Starboard warp engine	5	Superstructure (1)	5	Superstructure (1)
6	Impulse engine	6	Superstructure (1)	6	Superstructure (1)
7	Impulse engine	7	Superstructure (2)	7	Superstructure (2)
8	Port warp engine	8	Superstructure (5)	8	Superstructure (5)
9	Port warp engine	9	Stbd-aft shield gen damaged	9	Port-aft shield gen damaged
10	Aft shield generator damaged	10	One stbd-aft weapon damaged (.05)	10	One port-aft weapon damaged (.05)

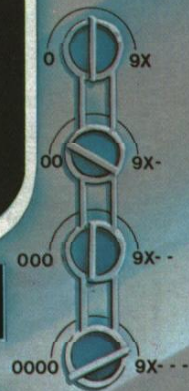

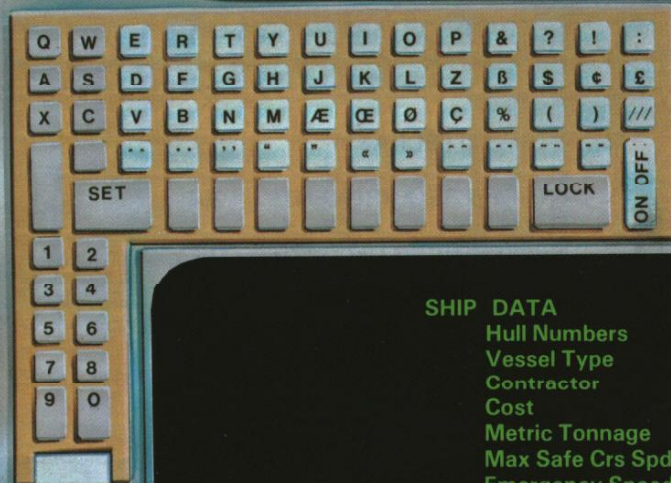





SHIP DATA		
Hull Numbers	6801 - 6950	
Vessel Type	Scout	
Contractor	A'Alakor Landias Inc.	
Cost	1226.0 MCr	
Metric Tonnage	120,000mt	
Max Safe Crs Spd	W7	
Emergency Speed	W9	
Weaponry	6 FH-8 phasers (3 banks of 2)	
	2 FP-3 photon torpedoes	
DIMENSIONS		
Length (Overall)	232.73m	
Breadth (Overall)	179.83m	
Height (Overall)	79.55m	
Deck Ceiling Height	3.0m (avg)	
Cargo Units	510	








SHIP DATA		
Hull Numbers	17001 - 17125	
Vessel Type	Explorer, Small	
Contractor	S'Lek Varion	
Cost	16 MCr	
Metric Tonnage	6000mt	
Max Safe Crs Spd	W7.5	
Emergency Speed	W9	
Weaponry	None	
DIMENSIONS		
Length (Overall)	35.18m	
Breadth (Overall)	26.90m	
Height (Overall)	6.80m	
Deck Ceiling Height	2.8m (avg)	
Cargo Units	8	





# "BADER" CLASS SCOUT



## MOBILITY DATA

WARP ENGINES	(2)
TYPE	FWE
MANEUVER POINTS RATIO	3/1
POWER UNITS	13 each
STRESS CHARTS	G/K
IMPULSE ENGINE	
TYPE	FID
POWER UNITS	4

## ARMAMENTS

TYPE	3 banks of 2 each FH-8 phasers
LOCATION	2 banks mounted upper hull P/S (fire fwd and P/S), 1 bank upper hull firing fwd.
FIRING CHART	5
POWER RANGES	0 - 5
TYPE	2 FP-3 photon torpedoes
LOCATION	Mounted lower hull firing fwd.
FIRING CHART	18
POWER TO ARM	1 power point each.

## DEFLECTORS

TYPE	FSH
POWER RATIO	1/2
SHIELD POINTS	12

DAMAGE CHARTS C

SUPERSTRUCTURE 16

## OTHER FEATURES

TRANSPORTERS	3 6-person standard use 2 22-person emergency 2 cargo
SHUTTLECRAFT	4
CREW REQUIREMENTS	264
PASSENGER FACILITIES	Up to 45 civilians.

The BADER class Scout was designed and constructed by A'Alakor Landiss Inc., an Andorian shipyard. The class, however, is named after a legendary Earth figure, again showing the powerful influence of the UFP naming committee. The BADER is equipped with small civilian Starfleet vessels. The BADER class, however, normally has a small civilian research contingent aboard to carry out research. In fact, the BADER class is the vessel normally associated with the coveted Sagan Award for research, in which a group of individuals or a corporation receives the use of a research vessel and its crew for a 2 year period for research contributing to the advancement of Federation science. The BADER is an excellent vessel for this purpose. The phrase "Flying a BADER", heard often around research facilities near the annual competition time, originates from these endeavors.



# "KAREKH" CLASS (VULCAN EXPLORATION VESSEL)

**VESSEL CLASS** KAREKH  
**HULL NUMBERS** 17001 - 17125  
**VESSEL TYPE** Explorer, Small  
**CONTRACTOR** S'Lek Varien  
**COST** 16 MCr

**DIMENSIONS**  
**OVERALL LENGTH** 35.18m  
**OVERALL WIDTH** 20.90m  
**OVERALL HEIGHT** 6.80m  
**DECK CEILING HEIGHT** 2.80m  
**CARGO UNITS** 8

**METRIC TONNAGE** 6000mt

The KAREKH is a Vulcan designed and built exploration vessel. It has two decks similar in configuration to the MISSION class. One notable difference between this and other Federation vessels of its type is its lack of weaponry. The ship does have good deflectors, but they are there for the protection of the crew against unknowns more than against hostiles. The KAREKH is used to explore areas not deemed important enough to warrant large vessels, or as initial exploration ships to determine the need for larger vessels with extensive facilities.

## MOBILITY DATA

**WARP ENGINES** (2)  
**TYPE** FWA  
**MANEUVER POINTS RATIO** 1.5/1  
**POWER UNITS** 6 each  
**STRESS CHARTS** G/K

## IMPULSE ENGINE

**TYPE** FIA  
**POWER UNITS** 2

**MAX SAFE CRUISING SPEED** W7.5

**EMERGENCY SPEED** W9

**ARMAMENTS** None

## DEFLECTORS

**TYPE** FSB  
**POWER RATIO** 1/2  
**SHIELD POINTS** 6

**DAMAGE CHARTS** B


**SUPERSTRUCTURE** 5

## OTHER FEATURES

**TRANSPORTERS** 1 2-person standard use


**CREW REQUIREMENTS** 5 normal (up to 10)

**PASSENGER FACILITIES** None





ENTRY  
SCAN  
FSC  
CTRL  
RDT  
RESET  
INDEX  
IUT  
PCA  
MIN  
SGD




Red indicator lights  
Yellow indicator lights  
Green indicator lights

0 9X  
00 9X-  
000 9X-  
0000 9X--

Q W E R T Y U I O P & ? ! :  
A S D F G H J K L Z X C V B N M A E O C % ( )  
SET LOCK ON OFF

BRENTON



SHIP DATA		
Hull Numbers	1200 - 1250	
Vessel Type	Cruiser	
Contractor	A'Alakor Landiss Inc/l.	
Cost	1476.0 MCr	
Metric Tonnage	160,000mt	
Max Safe Crs Spd	W6	
Emergency Speed	W8	
Weaponry	6 PH-5 phasers (3 banks of 2)	
	3 FP-3 photon torpedo tubes	
DIMENSIONS		
Length (Overall)	259.39m	
Breadth (Overall)	253.88m	
Height (Overall)	55.43m	
Deck Ceiling Height	3.0m (avg)	
Cargo Units	450	

Red indicator lights




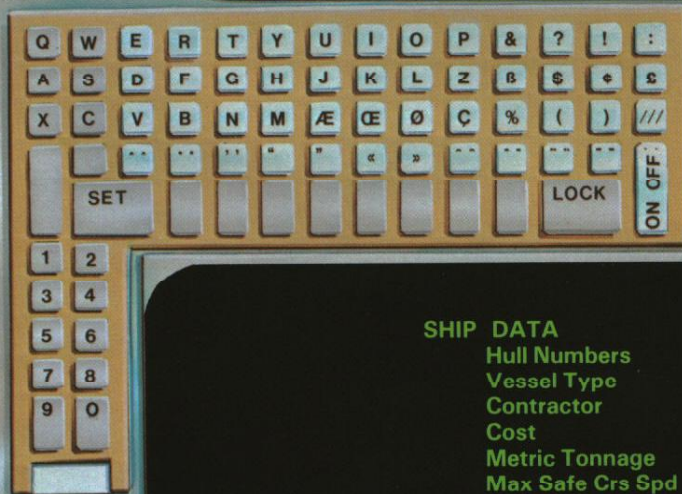
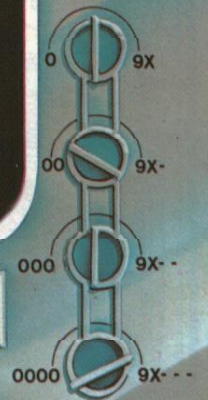
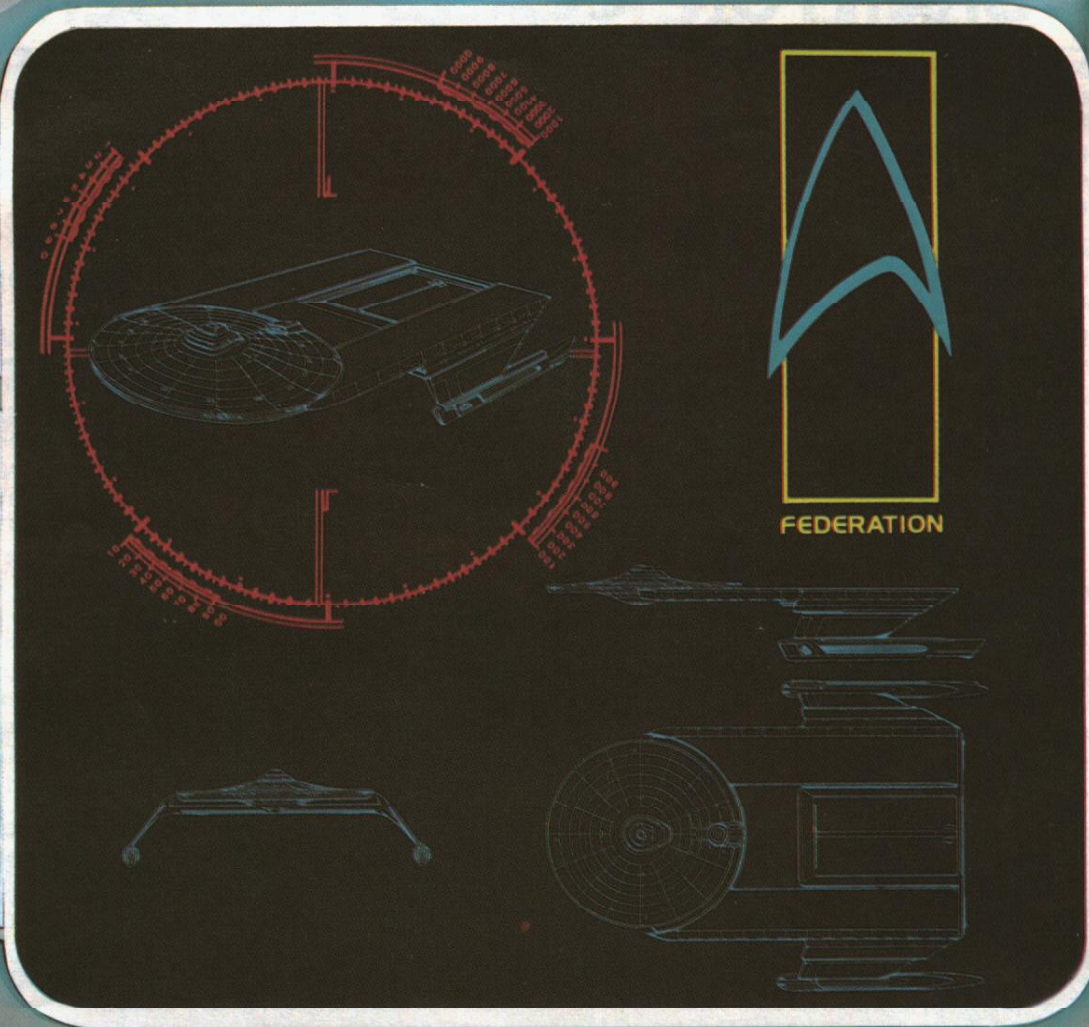
ENTRY  
SCAN

ESC  
CTRL

RDT  
RESET  
INDEX  
IUT  
PCA



MIN  
SGD



#### SHIP DATA

Hull Numbers	N001230 - N001255
Vessel Type	Passenger Liner
Contractor	Antares Liners, Inc.
Cost	807.5 MCr
Metric Tonnage	130,000mt
Max Safe Crs Spd	W6
Emergency Speed	W8
Weaponry	None

#### DIMENSIONS

Length (Overall)	327.93m
Breadth (Overall)	232.73m
Height (Overall)	74.05m
Deck Ceiling Height	3.0m (avg)
Cargo Units	1007





# "BRENTON" CLASS CRUISER

## MOBILITY DATA

WARP ENGINES	(2)
TYPE	FWF
MANEUVER POINTS RATIO	4/1
POWER UNITS	20 each
STRESS CHARTS	G/L

## IMPULSE ENGINES

TYPE	FID
POWER UNITS	4

## ARMAMENTS

TYPE	3 banks of 2 FH-5 phasers
LOCATION	2 banks upper hull P/S (fire fwd and P/S), 1 bank upper hull (fires fwd)

FIRING CHART	17
POWER RANGES	0-4

TYPE	3 FP-3 photon torpedo tubes
LOCATION	2 fwd, 1 aft
FIRING CHART	18
POWER TO ARM	1 point

## DEFLECTORS

TYPE	FSK
POWER RATIO	1/2
SHIELD POWER	14

DAMAGE CHARTS	C
---------------	---

SUPERSTRUCTURE	18
----------------	----

## OTHER FEATURES


TRANSPORTERS	4 6-person standard use 3 22-person emergency 2 cargo
--------------	---

SHUTTLECRAFT	4
--------------	---

CREW REQUIREMENTS	378
-------------------	-----

PASSENGER FACILITIES	None standard
----------------------	---------------

The BRENTON was designed as a fill-in for the ENTERPRISE/CONSTITUTION classes of cruisers. The BRENTON is cheaper to build and cheaper to operate, having a much smaller crew. The BRENTON also was designed more for combat than for research, although it does have some facilities on board. The BRENTON was designed for the older style warp nacelles, but was changed during construction when the newer design became standard usage. The aft-firing torpedo caused many an opponent to think twice before attacking from the rear. In fact, when the BRENTON class first saw combat with the Klingons, the Klingons were allowed to approach from the rear. The Klingons, seeing the perfect chance to attack, were annihilated at close range by the "stupid, crippled Federation captains". This action has caused the Klingons to treat the BRENTONs with respect.





# "SUNSHINE" CLASS LINER

## MOBILITY DATA

WARP ENGINES (2)  
 TYPE FWE  
 MANEUVER POINTS RATIO 4/1  
 POWER UNITS 8 each  
 STRESS CHARTS G/K

## IMPULSE ENGINE

TYPE FIC  
 POWER UNITS 1

ARMAMENTS None

## DEFLECTORS

TYPE FSA  
 POWER RATIO 1/1  
 SHIELD POINTS 6

DAMAGE CHARTS C

SUPERSTRUCTURE 20

## OTHER FEATURES

TRANSPORTERS 10 6-person standard use  
 8 22- person emergency  
 5 cargo


SHUTTLECRAFT 6 carried, has facilities to house up to 20 of average size.

CREW REQUIREMENTS 245

PASSENGER FACILITIES Up to 600

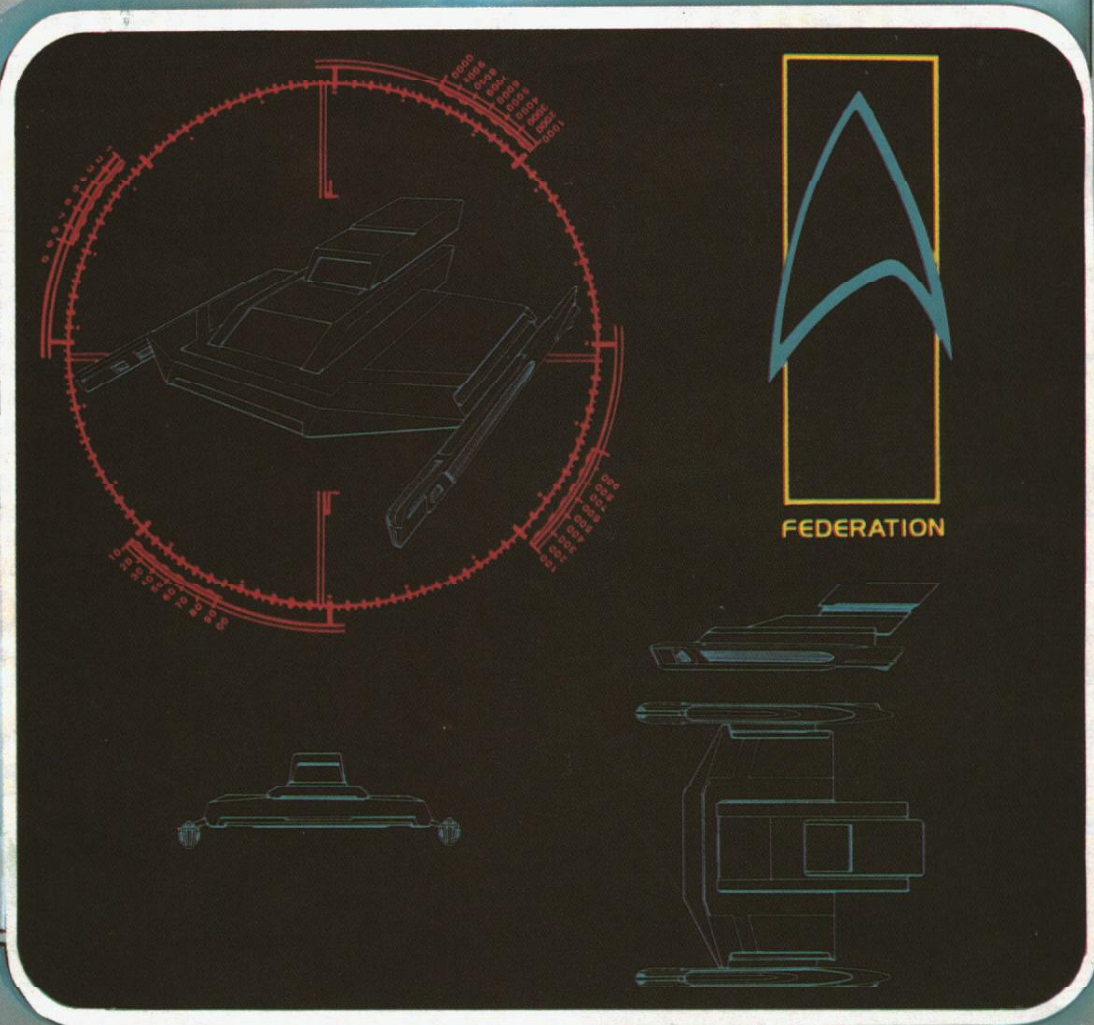
The SUNSHINE class passenger liner is considered the most luxurious in the Federation. The service is the best, the staterooms are the finest, the gambling is honest (most of the time), and, naturally, the prices are the highest. The regular accomodation staterooms are affordable for most vacationers, and waiting lists can be up to one year long for passage on a round trip ticket. These staterooms are comparable to those found on 20th century ocean-going liners. The Royal Suites on the SUNSHINE CLASS, however, have to be seen to be believed. Some of these suites have private physical fitness centers with staff. The largest suite on the vessel even has a small private pool.

The SUNSHINE class is equipped with deflectors of minimal combat strength, instead of just the normal navigational deflectors. Although these ships do not operate in hostile areas there is always the risk of pirates, so the deflectors were incorporated into the design. No offensive weaponry is carried for ship to ship combat, but hand weapons are carried aboard, locked in several small arms lockers.





ENTRY  
SCAN  
ESC  
CTRL  
RDT  
RESET  
INDEX  
IUT  
PCA  
MIN  
SGD



Red indicator lights  
Yellow indicator lights  
Green indicator lights

0 9X  
00 9X+  
000 9X+ -  
0000 9X+ - -

Q W E R T Y U I O P & ? ! :  
A S D F G H J K L Z B S ; ' <  
X C V B N M Æ Ç Ø Ç % ( ) ///  
SET LOCK ON OFF  
1 2  
3 4  
5 6  
7 8  
9 0

C'LAIH  
[Green waveform display]

**SHIP DATA**



Hull Numbers	91701 - 92500
Vessel Type	Long-range Shuttle
Contractor	M'Yengh Yards Ltd.
Cost	13.25 MCr
Metric Tonnage	5250mt
Max Safe Crs Spd	W7.5
Emergency Speed	W9
Weaponry	None

**DIMENSIONS**

Length (Overall)	25.7m
Breadth (Overall)	24.8m
Height (Overall)	7.6m
Deck Ceiling Height	2.8m (avg)
Cargo Units	2

Red indicator lights





SHIP DATA	
Hull Numbers	2700 - 2799
Vessel Type	Frigate
Contractor	Rakala Industries Inc.
Cost	1186.0 MCr
Metric Tonnage	100,000mt
Max Safe Crs Spd	W7
Emergency Speed	W9
Weaponry	8 PH-5 phasers (4 banks of 2) 4 FP-3 photon torpedo tubes
DIMENSIONS	
Length (Overall)	290.0m
Breadth (Overall)	127.0m
Height (Overall)	50.0m
Deck Ceiling Height	3.0m (avg)
Cargo Units	280





# — C'LAIH LONG RANGE SHUTTLE —

## MOBILITY DATA

WARP ENGINES	(2)
TYPE	FWA
MANEUVER POINTS RATIO	1.5/1
POWER UNITS	6 each
STRESS CHARTS	G/K

IMPULSE ENGINE	
TYPE	FIA
POWER UNITS	2

MAX SAFE CRUISING SPEED	W7.5
-------------------------	------

EMERGENCY SPEED	W9
-----------------	----

ARMAMENTS	None
-----------	------

## DEFLECTORS

TYPE	FSA
POWER RATIO	1/1
SHIELD POWER	6

DAMAGE CHARTS	B
---------------	---


SUPERSTRUCTURE	6
----------------	---

OTHER FEATURES	None
----------------	------

CREW REQUIREMENTS	1
-------------------	---


PASSENGER FACILITIES	1 or 2
----------------------	--------

The C'Laih is a Caitian designed long-range shuttle. It has two low-ceilinged decks with very little space. The vessel is operated by one crew member and automatics in the ship's computer.





# "DERF" CLASS



The DERF class is a medium exploration ship used for survey work. The circular top hull is four decks high. The uppermost small deck is the bridge. The second holds weapons, crew quarters, and lounges. The third deck has crew quarters and recreation areas. The fourth deck is for recycling, fabrication, ships computers, and hydroponics. The lower hull is also 4 decks. The top 3 are 3.2m high, the fourth is 9m. The top 2 are storage forward and engineering in the rear 1/3 of each. Transporters (2 6-man, 1 small cargo) are here. The 3rd deck is mostly parts storage, and the bottom deck is mostly open space. Shuttles recover buoy., then enter forward, where the retrieved equipment undergoes an "assembly line" maintenance routine. When repaired, a shuttle takes the device out the aft doors and replaces it on the navigation route. Early warning sensors, beacons, and communications relay stations undergo the same treatment. Special shuttles with small tractor beams are used for this procedure. Vessels are named after historical places in the Federation.

## MOBILITY DATA

WARP ENGINES	(2)
TYPE	FWD
MANEUVER POINTS RATIO	2/1
POWER UNITS	18 each
STRESS CHARTS	M/G

## IMPULSE ENGINE

TYPE	FID
POWER UNITS	4

## ARMAMENTS

TYPE	2 banks of 2 FH-4 phasers
LOCATION	P/S upper main hull (fire fwd and P/S)
FIRING CHART	16
POWER RANGES	0-3

## DEFLECTORS

TYPE	FSH
POWER RATIO	1/2
SHIELD POINTS	12

## DAMAGE CHARTS

C

## SUPERSTRUCTURE

11

## OTHER FEATURES

TRANSPORTERS	2 6-person standard use 1 cargo
--------------	------------------------------------

## SHUTTLECRAFT

2 passenger  
5 work pod shuttles

## CREW REQUIREMENTS

72 (Below minimal  
requirements due to  
nature of vessel)

## PASSENGER FACILITIES

None



ENTRY  
SCAN  
ESC  
CTRL  
RDT  
RESET  
INDEX  
IUT  
PCA  
MIN  
SGD

FEDERATION

Red indicator lights  
Yellow indicator lights  
Green indicator lights

0 9X  
00 9X-  
000 9X-  
0000 9X--

Q W E R T Y U I O P & ? ! :  
A S D F G H J K L Z X C V B N M Æ Œ Ø Ç % ( )  
SET LOCK ON OFF

BAKER

Green dot indicator lights

**SHIP DATA**

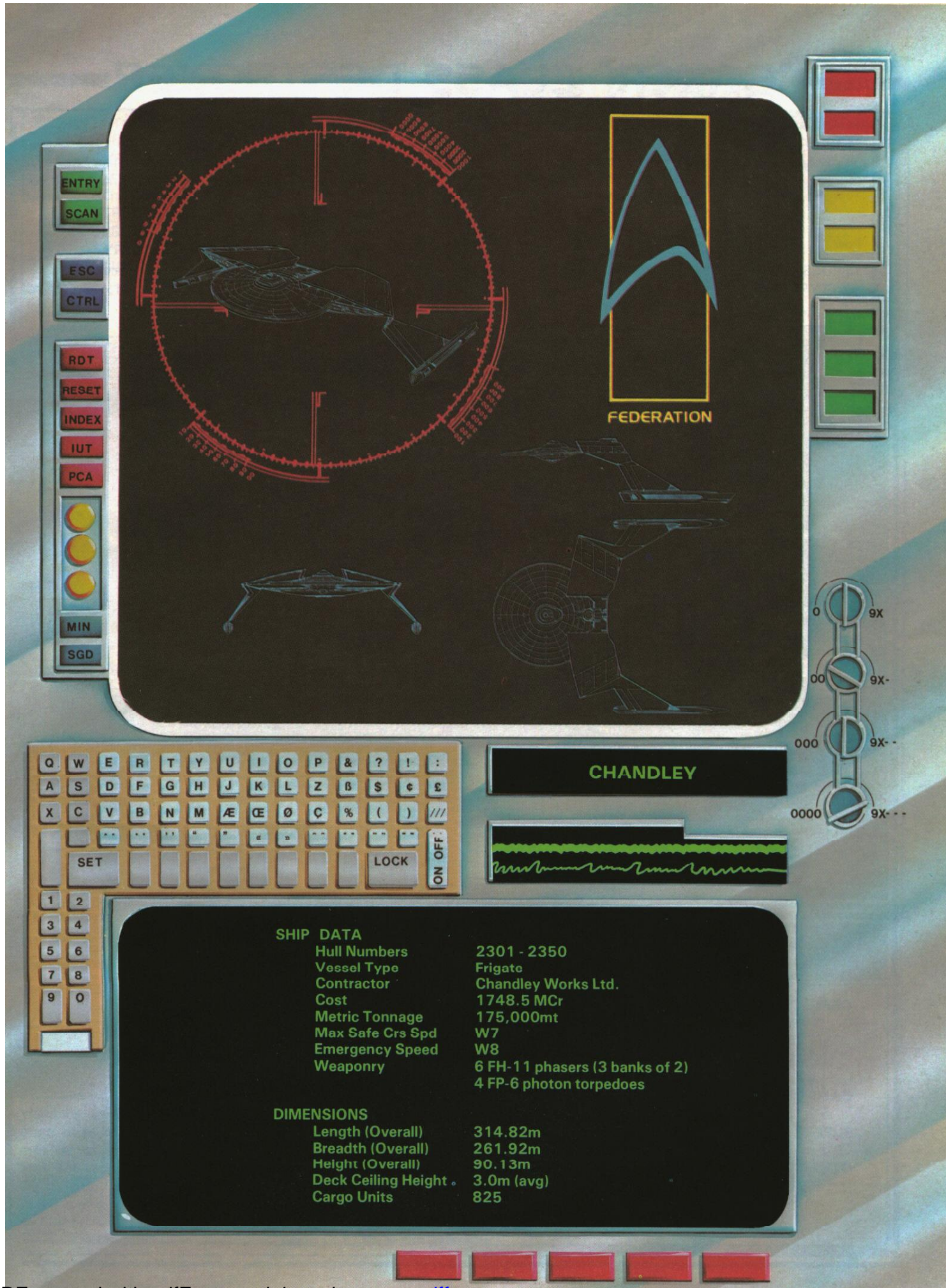
Hull Numbers	4701 - 5000
Vessel Type	Destroyer
Contractor	Federation Naval Yards
Cost	1246.5 MCr
Metric Tonnage	122,000mt
Max Safe Crs Spd	W7
Emergency Speed	W9
Weaponry	6 FH-8 phasers (3 banks of 2) 2 FP-2 photon torpedoes

**DIMENSIONS**

Length (Overall)	301.70m
Breadth (Overall)	148.10m
Height (Overall)	76.59m
Deck Ceiling Height	3.0m (avg)
Cargo Units	110

Red indicator lights





#### SHIP DATA

Hull Numbers	2301 - 2350
Vessel Type	Frigate
Contractor	Chandley Works Ltd.
Cost	1748.5 MCr
Metric Tonnage	175,000mt
Max Safe Crs Spd	W7
Emergency Speed	W8
Weaponry	6 FH-11 phasers (3 banks of 2) 4 FP-6 photon torpedoes

#### DIMENSIONS

Length (Overall)	314.82m
Breadth (Overall)	261.92m
Height (Overall)	90.13m
Deck Ceiling Height	3.0m (avg)
Cargo Units	825



# "BAKER" CLASS DESTROYER

## MOBILITY DATA

WARP ENGINES	(2)
TYPE	FWE
MANEUVER POINTS RATIO	3/1
POWER UNITS	13 each
STRESS CHARTS	G/K


## IMPULSE ENGINE

TYPE	FID
POWER UNITS	4

## ARMAMENTS

TYPE	3 banks of 2 each FH-8 phasers
LOCATION	2 banks upper main hull P/S (fire fwd and P/S) and 1 bank fwd upper main hull (fires fwd)
FIRING CHART	5
POWER RANGES	0-5

TYPE	2 FP-2 photon torpedoes
LOCATION	Lower main hull (fire fwd)
FIRING CHART	3
POWER TO ARM	1 point each



## DEFLECTORS

TYPE	FSI
POWER RATIO	1/3
SHIELD POWER	12

DAMAGE CHARTS	C
---------------	---

SUPERSTRUCTURE	15
----------------	----

## OTHER FEATURES

TRANSPORTERS	4 6-person standard use 2 22-person emergency 1 small cargo
--------------	---

SHUTTLECRAFT	2 7-passenger
--------------	---------------

CREW REQUIREMENTS	265
-------------------	-----

PASSENGER FACILITIES	None
----------------------	------

The BAKER class destroyer is slated to gradually replace the older LARSON class. Equipped with more powerful weaponry, the vessel is expected to be very popular along the borders. The BAKER was the first combat vessel to be designed from the ground up with the newer style warp nacelles. The BAKER has been ordered into mass production, with the first order totalling 300 of the ships.



# "CHANDLEY" CLASS FRIGATE

## MOBILITY DATA

### WARP ENGINES

#### TYPE

(2)

#### MANEUVER POINTS RATIO

FWC

#### POWER UNITS

3/1

#### STRESS CHARTS

16 each

### IMPULSE ENGINE

#### TYPE

O/M

#### POWER UNITS

FIF

16

## ARMAMENTS

### TYPE

6 FH-11 phasers (3 banks of 2)

### LOCATION

2 banks mounted upper main hull (P/S) (fire fwd and P/S) and 1 bank upper main hull fwd (fires fwd).

### FIRING CHART

20

### POWER RANGES

0 - 10

### TYPE

4 FP-6 photon torpedoes

### LOCATION

2 fwd in lower main hull (fire fwd), 2 aft in center of hull (fire aft).

### FIRING CHART

13

### POWER TO ARM

1 power point

## DEFLECTORS

### TYPE

FSO

### POWER RATIO

1/3

### SHIELD POINTS

16

## DAMAGE CHARTS

C

## SUPERSTRUCTURE

28

## OTHER FEATURES

### TRANSPORTERS

8 6-person standard use  
8 22-person emergency  
4 cargo

### SHUTTLECRAFT

6

### CREW REQUIREMENTS


363

### PASSENGER FACILITIES

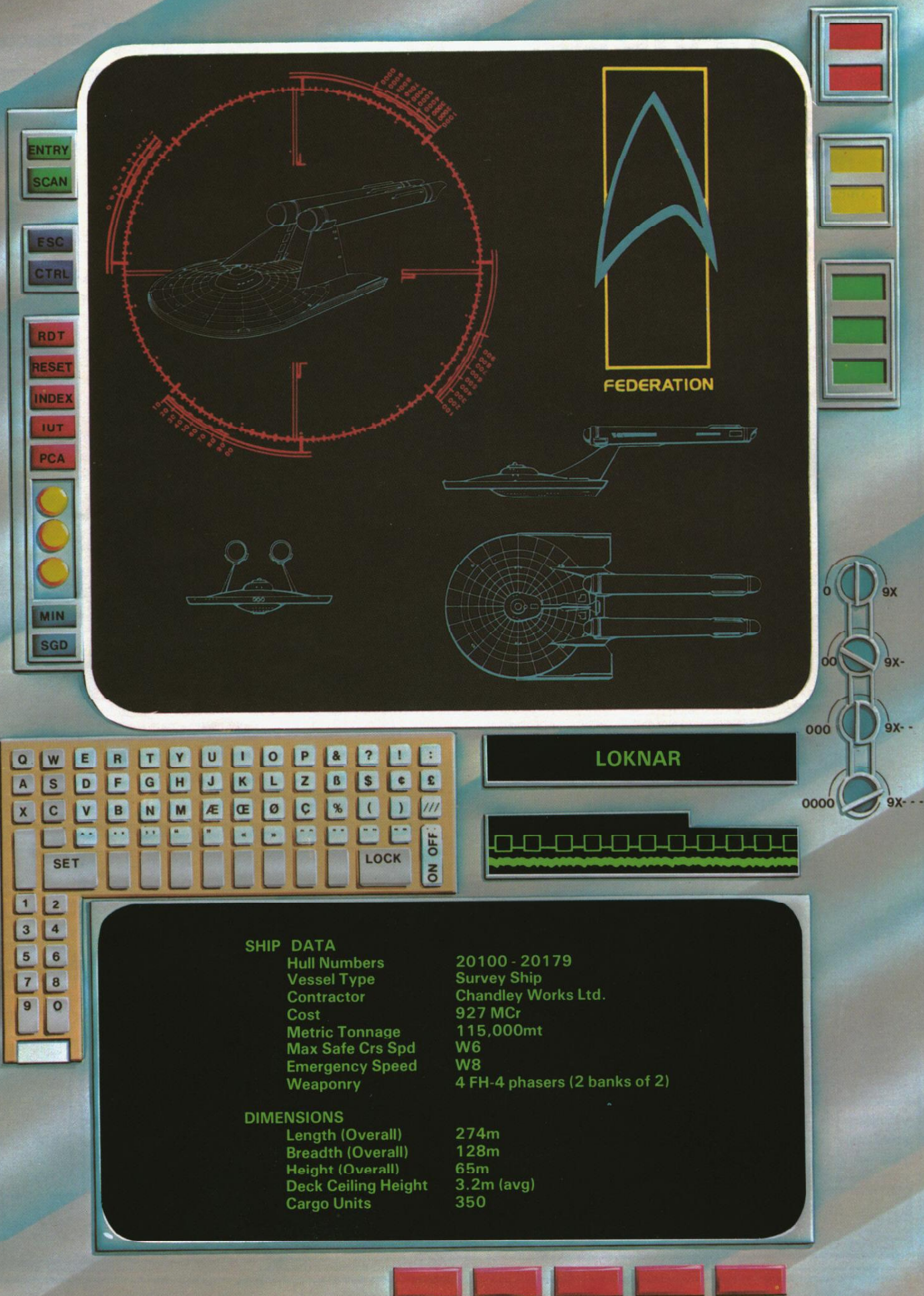
Has accommodations for up to 250 Marines with equipment.

The CHANDLEY class Frigate is designed primarily as a fighting vessel. The fore and aft torpedoes along with the powerful phasers make it a formidable foe indeed. And if the opponent lowers shields, either voluntarily or involuntarily, the CHANDLEY is ready. The class normally carries a Marine company for use as reinforcements for use in boarding parties or for landing parties planetside. These Marines are housed in the "wings" of the vessel.

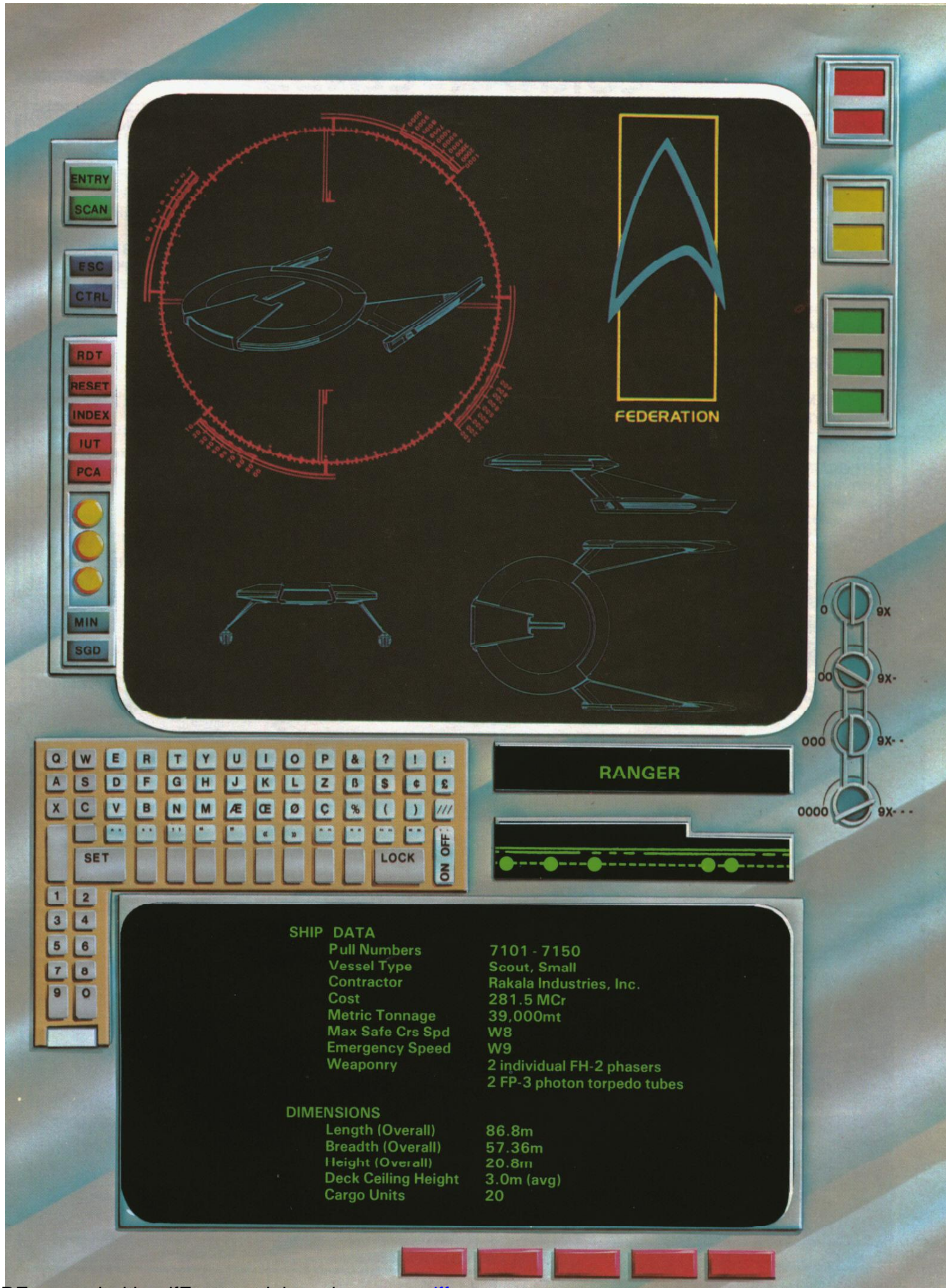
The CHANDLEY carries the rare distinction of being named after the company that built the class. This is due to the fact that the contracting company is owned by the descendants of Rear Admiral Thomas Chandley, an old Earth planet-side naval hero. Thomas Chandley was highly decorated in the Aleutian Naval conflict of 2003 because of the brilliant strategic blockade he executed. The UFP decided unanimously to name the class after Chandley when it was discovered that the Chandley firm had submitted the lowest bid for the class.











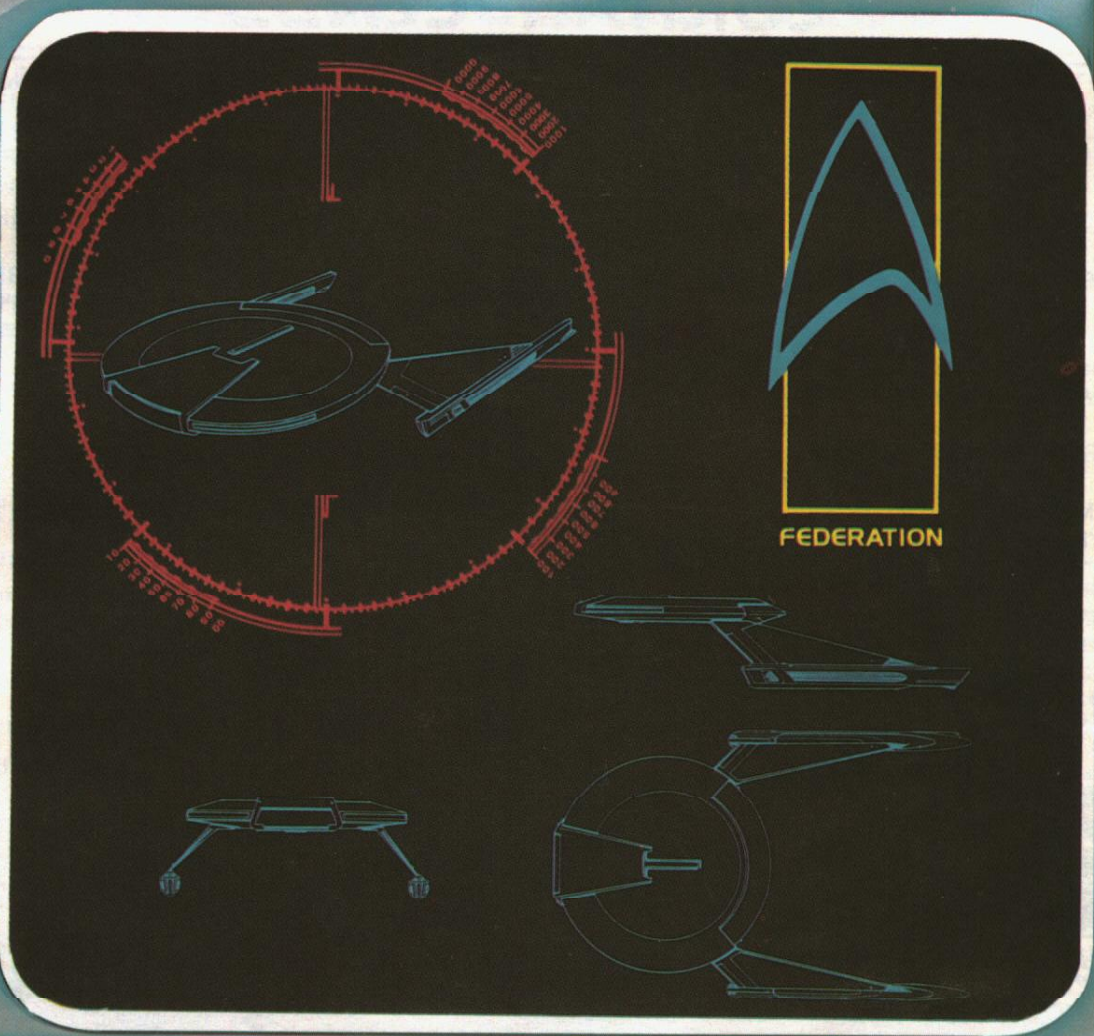
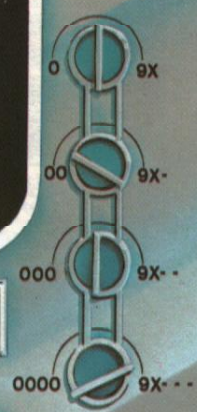

ENTRY  
SCAN

ESC  
CTRL

RDT  
RESET  
INDEX  
IUT  
PCA



MIN  
SGD



<b>SHIP DATA</b>	
Pull Numbers	7101 - 7150
Vessel Type	Scout, Small
Contractor	Rakala Industries, Inc.
Cost	281.5 MCr
Metric Tonnage	39,000mt
Max Safe Crs Spd	W8
Emergency Speed	W9
Weaponry	2 individual FH-2 phasers 2 FP-3 photon torpedo tubes
<b>DIMENSIONS</b>	
Length (Overall)	86.8m
Breadth (Overall)	57.36m
Height (Overall)	20.8m
Deck Ceiling Height	3.0m (avg)
Cargo Units	20





# "LOKNAR" CLASS

## MOBILITY DATA

WARP ENGINES (2)  
 TYPE FWE  
 MANEUVER POINTS RATIO 3/1  
 POWER UNITS 13 each  
 STRESS CHARTS G/K

## IMPULSE ENGINE

TYPE FIC  
 POWER UNITS 3

MAX SAFE CRUISING SPEED W7

EMERGENCY SPEED W9

## ARMAMENTS

TYPE 8 PH-5 phasers in 4 banks of 2

LOCATION 2 fwd banks upper main hull (2 fwd/stbd arcs - 2 fwd/pt arcs), 1 bank upper and 1 lower rear hull (all fire aft)

FIRING CHART 17  
 POWER RANGES 0-4

TYPE 4 FP-3 photon torpedo tubes

LOCATION 3 fwd center main hull / 1 aft upper main hull

FIRING CHART 18  
 POWER TO ARM 1 point each

## DEFLECTORS

TYPE FSK  
 POWER RATIO 1/2  
 SHIELD POWER 14

DAMAGE CHARTS C

SUPERSTRUCTURE 14


## OTHER FEATURES

TRANSPORTERS 3 6-person standard use  
 1 22-person emergency  
 1 small cargo

SHUTTLECRAFT 2

CREW REQUIREMENTS 79 (much below the normal minimum)

PASSENGER FACILITIES None



This is a 'muscle' ship of the Federation. An Andorian design, the ship is designed to move quickly to trouble spots and fight. The weaponry is not as formidable as it first appears, however. The 8 phasers are not individually as powerful as those on the heavy cruiser. The difference is in total firepower. The ship is designed solely for fighting. There are no research facilities.

The main hull contains weaponry system controls, quarters, mess, recreation facilities, etc. The 5m high small area atop the ship contains the bridge and AC/water recycling equipment. The connector contains additional crew facilities, the engineering hull section contains warp controls, hydroponics, waste recycling, etc. The rear hull area contains the impulse engine room, additional weaponry controls, cargo area, and shuttle bays. The LOKNAR class carries 2 shuttles, each with its own landing and storage facilities.

Incidentally, some Vulcans do serve on LOKNAR class ships, but there are no ships in this class crewed predominantly by Vulcans.



# "RANGER" CLASS SCOUT

## MOBILITY DATA

WARP ENGINES	(2)
TYPE	FWD
MANEUVER POINTS RATIO	2/1
POWER POINTS	14 each
STRESS CHARTS	M/O

## IMPULSE ENGINE

TYPE	FIB
POWER UNITS	4

MAX SAFE CRUISING SPEED W8

EMERGENCY SPEED W9

## ARMAMENTS

TYPE	2 individual FH-2 phasers
LOCATION	Upper main hull, P/S (Fire fwd and P/S)

FIRING CHART	3
POWER RANGES	0 - 3

TYPE	2 FP-3 photon torpedo tubes
LOCATION	Center hull, one fwd, one aft
FIRING CHART	18
POWER TO ARM	1 point each

## DEFLECTORS

TYPE	FSF
POWER RATIO	1/2
SHIELD POWER	10

DAMAGE CHARTS C

SUPERSTRUCTURE 10


## OTHER FEATURES

TRANSPORTERS	2 6-person standard use 1 12 person emergency
SHUTTLECRAFT	2 standard

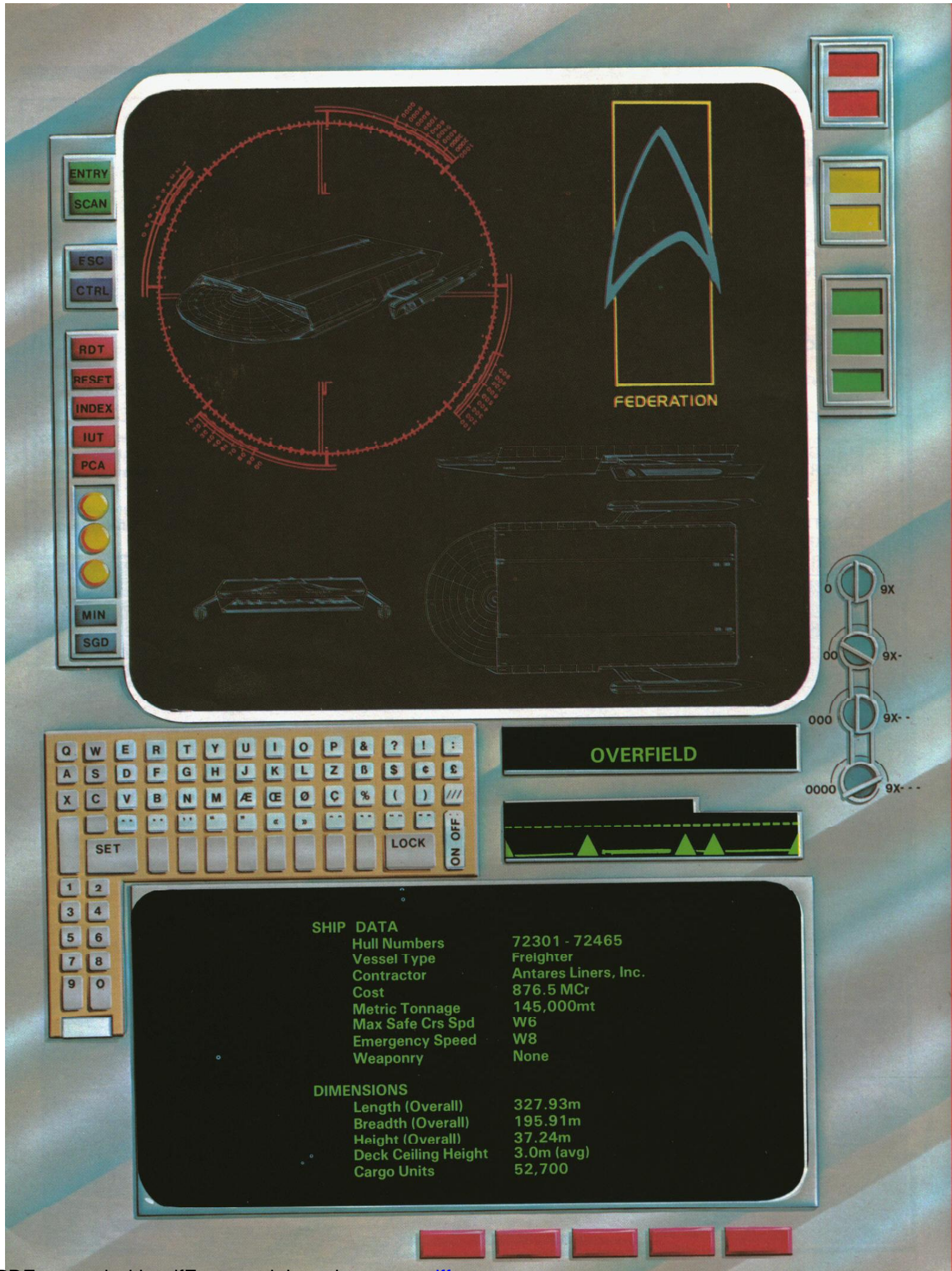
CREW REQUIREMENTS 73

PASSENGER FACILITIES None

The RANGER class scout is a small vessel with extremely cramped crew quarters for a Federation vessel. It is used in areas requiring small, lightly armed vessels. The RANGER is popular as a convoy escort in hazardous areas. The RANGER class usually work in groups of 2 or 3 ships for mutual protection. Note the aft firing torpedo in addition to the one forward.








#### SHIP DATA

Hull Numbers	72301 - 72465
Vessel Type	Freighter
Contractor	Antares Liners, Inc.
Cost	876.5 MCr
Metric Tonnage	145,000mt
Max Safe Crs Spd	W6
Emergency Speed	W8
Weaponry	None

#### DIMENSIONS

Length (Overall)	327.93m
Breadth (Overall)	195.91m
Height (Overall)	37.24m
Deck Ceiling Height	3.0m (avg)
Cargo Units	52,700





#### SHIP DATA


Hull Numbers	70926 71500
Vessel Type	Large Freighter
Contractor	Rakala Industries Inc.
Cost	778.0 MCr
Metric Tonnage	128,000mt
Max Safe Crs Speed	W6
Emergency Speed	W8
Weaponry	None

#### DIMENSIONS

Length (Overall)	245.85m
Breadth (Overall)	174.76m
Height (Overall)	44.85m
Deck Ceiling Height	3.0m (avg)
Cargo Units	25,500



# — "OVERFIELD" CLASS FREIGHTER —



## MOBILITY DATA

WARP ENGINES	(2)
TYPE	FWE
MANEUVER POINTS RATIO	4/1
POWER UNITS	8 each
STRESS CHARTS	G/K

IMPULSE ENGINE	
TYPE	FIC
POWER UNITS	1

MAX SAFE CRUISING SPEED W6

EMERGENCY SPEED W8

ARMAMENTS None

DEFLECTORS	
TYPE	FSA
POWER RATIO	1/1
SHIELD POWER	6

DAMAGE CHARTS C

SUPERSTRUCTURE 15

## OTHER FEATURES

TRANSPORTERS	2 6-person standard use
	4 small cargo
	4 large cargo

SHUTTLECRAFT	1 passenger
	4 cargo

CREW REQUIREMENTS 86

PASSENGER FACILITIES 8 staterooms accomodating up to 16 persons

The OVERFIELD class freighter has many interior configurations. Its most common is as a normal cargo vessel, transporting containers. The vessel does have variants for carrying liquids and bulk items (such as grain). In these modes, the ship is fitted with special locks topside for the movement of the materials. The huge cargo area has specially designed movable partitions allowing for many interior configurations. The vessel can be pressed into service as a troop transport, albeit with not very comfortable living conditions. The observer will note the four airlocks on both sides of the ship on the lower surface of the forward hull. These are for docking cargo shuttles. Large elevators and conveyors move material to these inside the vessel, allowing for two centralized customs and paperwork stations.



# "LAWEYA" CLASS FREIGHTER

## DIMENSIONS

OVERALL LENGTH	245.84m
OVERALL WIDTH	174.76m
OVERALL HEIGHT	44.85m
DECK CEILING HEIGHT	(avg) 3.00m
CARGO UNITS	25,500

METRIC TONNAGE	128,000mt
----------------	-----------

## MOBILITY DATA

WARP ENGINES	(2)
TYPE	FWE
MANEUVER POINTS RATIO	4/1
POWER UNITS	8 each
STRESS CHARTS	G/K

## IMPULSE ENGINE

TYPE	FIC
POWER UNITS	1

MAX SAFE CRUISING SPEED	W6
-------------------------	----

EMERGENCY SPEED	W8
-----------------	----

ARMAMENTS	None
-----------	------

## DEFLECTORS

TYPE	FSA
POWER RATIO	1/1
SHIELD POINTS	6

DAMAGE CHARTS	B
---------------	---

SUPERSTRUCTURE	14
----------------	----


## OTHER FEATURES

TRANSPORTERS	2 6-person standard use 2 small cargo 4 large cargo
--------------	---

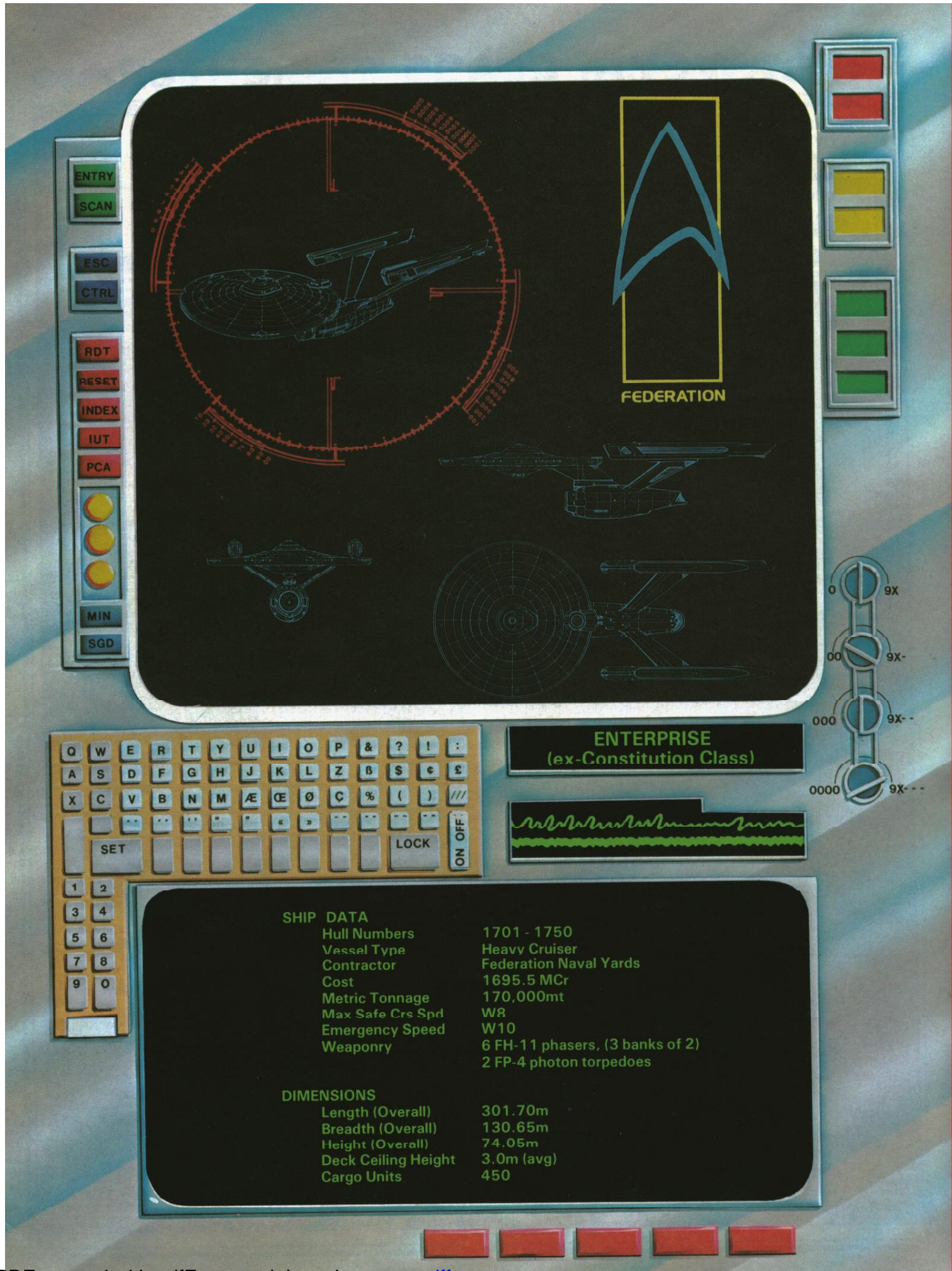
CREW REQUIREMENTS	65 (Below normal minimum cargo vessels do not require large crews)
-------------------	---

PASSENGER FACILITIES	None
----------------------	------

The LAWEYA class freighter is a cargo vessel. It has no provisions for passengers, although it can and has been used as a transport for Federation Marines in emergencies. It is one of the largest cargo vessels in the Federation. Although a Starfleet design (Andorian to be exact), the vessel is available commercially. Few corporations, let alone individuals, can afford to maintain the large ship once they have purchased it. In commercial use, the vessel is normally found on "milk runs" on which it can carry a guaranteed sold cargo in order to at least break even.







ENTRY  
SCAN

ESC  
CTRL

RDT  
RESET  
INDEX  
IUT  
PCA

MIN  
SGD

FEDERATION

ENTERPRISE  
(ex-Constitution Class)

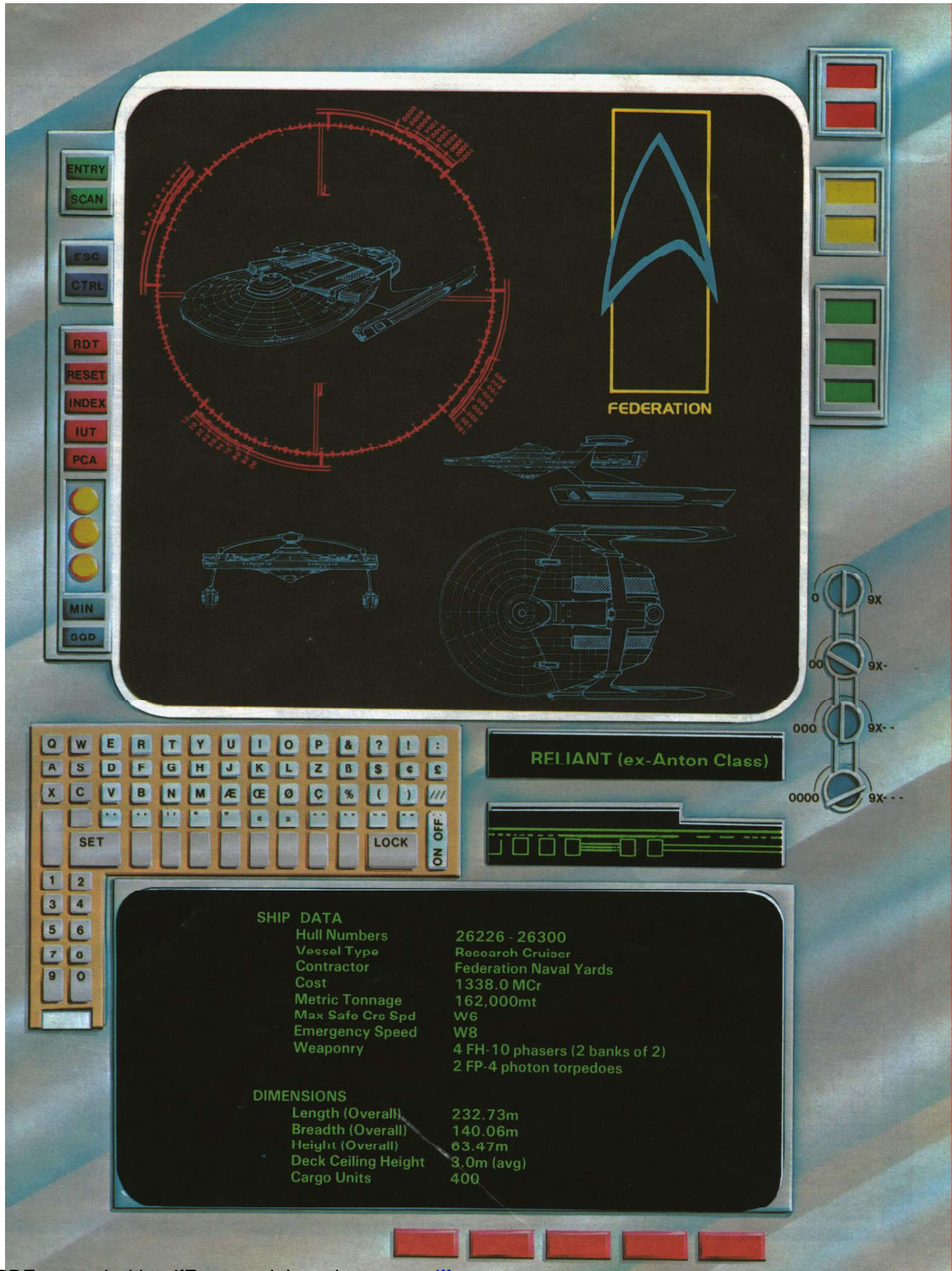
SHIP DATA

Hull Numbers	1701 - 1750
Vessel Type	Heavy Cruiser
Contractor	Federation Naval Yards
Cost	1695.5 MCr
Metric Tonnage	170,000mt
Max Safe Crs Spd	W8
Emergency Speed	W10
Weaponry	6 FH-11 phasers, (3 banks of 2) 2 FP-4 photon torpedoes

DIMENSIONS

Length (Overall)	301.70m
Breadth (Overall)	130.65m
Height (Overall)	74.05m
Deck Ceiling Height	3.0m (avg)
Cargo Units	450





#### SHIP DATA

Hull Numbers	26226 - 26300
Vessel Type	Research Cruiser
Contractor	Federation Naval Yards
Cost	1338.0 MCr
Metric Tonnage	162,000mt
Max Safe Cru Spd	W6
Emergency Speed	W8
Weaponry	4 FH-10 phasers (2 banks of 2) 2 FP-4 photon torpedoes

#### DIMENSIONS

Length (Overall)	232.73m
Breadth (Overall)	140.06m
Height (Overall)	63.47m
Deck Ceiling Height	3.0m (avg)
Cargo Units	400

RELIANT (ex-Anton Class)




# "ENTERPRISE" CLASS HEAVY CRUISER

## MOBILITY DATA

WARP ENGINES	(2)
TYPE	FWG
MANEUVER POINTS RATIO	4/1
POWER UNITS	26 each
STRESS CHARTS	D/F
IMPULSE ENGINE	
TYPE	FIE
POWER UNITS	8
MAX SAFE CRUISING SPEED	W8
EMERGENCY SPEED	W10

## ARMAMENTS

TYPE	6 FH-11 phasers, in banks of two
LOCATION	Upper main hull (P/S) (fire fwd and P/S) and lower main hull (fwd cntr) (fires fwd)
FIRING CHART	20
POWER RANGES	0-10
TYPE	2 FP-4 photon torpedoes
LOCATION	In weapons pod in dorsal hull connector. Fire forward.
FIRING CHART	19
POWER TO ARM	1



## DEFLECTORS

TYPE	FSP
POWER RATIO	1/4
SHIELD POWER	16

## DAMAGE CHARTS

C	
SUPERSTRUCTURE	26

## SHUTTLECRAFT

4 (varies)	
CREW REQUIREMENTS	412

## OTHER FEATURES

TRANSPORTERS	4 6-person standard use 4 22-person emergency 2 cargo
--------------	---

## PASSENGER FACILITIES

(varies)	
----------	--

The ENTERPRISE class heavy cruiser is the old CONSTITUTION class heavy cruiser redesigned. After the old Enterprise returned from its 5 year mission it received such wide acclaim that when the time came for refitting it with new engines and equipment it was decided by popular decision that the ENTERPRISE (the first to be refit) would be the new class name. It will be noted that the weaponry is more powerful than it was on the old class. The shields are not any stronger to any given side, but due to power channeling redesign, more shielding power is available to all sides of the ship. It will also be noted that the new class is lighter than the old even though the superstructure is stronger. This is due primarily to the new engines being lighter than the old.

The dorsal weapons pod is the most noticeable physical change (except for the engines). This pod contains the photon torpedo facilities. The vessel is also equipped with docking facilities to handle the newer long range shuttles and repair pods. Other new ENTERPRISE class vessels are being built to replace those CONSTITUTION class ships destroyed or lost. These vessels will carry the same names as their predecessors.



# "RELIANT" CLASS RESEARCH CRUISER

## MOBILITY DATA

WARP ENGINES (2)  
 TYPE FWF  
 MANEUVER POINTS RATIO 4/1  
 POWER UNITS 20 (ea. engine)

STRESS CHARTS G/L  
 IMPULSE ENGINE  
 TYPE FIE  
 POWER UNITS 8

MAX SAFE CRUISING SPEED W6

EMERGENCY SPEED W8

DAMAGE CHARTS C

SUPERSTRUCTURE 22

OTHER FEATURES

TRANSPORTERS 4 6-person standard use  
 3 22-person emergency  
 2 cargo

SHUTTLECRAFT 4

CREW REQUIREMENTS 336

PASSENGER FACILITIES Will accomodate up to 75 civilian research personnel.

## ARMAMENTS



TYPE 4 FH-10 phasers (2 banks of 2)  
 LOCATION Tips of "Roll Bar" (Fire fwd and P/S)

FIRING CHART 12  
 POWER RANGES 0 - 7

TYPE 2 FP-4 photon torpedoes  
 LOCATION Forward and aft - weapons pod in center of "Roll Bar"

FIRING CHART 19  
 POWER TO ARM 1 point

DEFLECTORS  
 TYPE FSL  
 POWER RATIO 1/3  
 SHIELD POWER 14




The RELIANT class is a remake of the old ANTON class cruiser. The RELIANT class was one of the first vessel classes to be refit with the new style engines. One interesting note is that the engines on the RELIANT are the old CONSTITUTION class engines with the newer style outer nacelle. The ANTON was equipped with phasers (3 banks of 2) as the CONSTITUTION class was. With the refit, however, the main hull phasers were dismantled in some of the vessels and left intact but unpowered in others.

The RELIANT class is primarily a research support cruiser, less heavily armed than ships like the ENTERPRISE. The vessels are used in areas where hostiles or unknowns may be encountered but the research being performed does not warrant the use of larger vessels. The class is equipped with larger research facilities than the ENTERPRISE, however, and has large quarters for civilian research personnel.

NOTE: The class vessel RELIANT itself was destroyed in a battle with the ENTERPRISE during the infamous "Wrath of Khan" incident.





ISBN 0-425-06955-9